

This is an electronic reprint of the original article. This reprint may differ from the original in pagination and typographic detail.

Fault detection of elevator system using profile extraction and deep autoencoder feature extraction

Mohan Mishra, Krishna; Saxén, John-Eric; Björkqvist, Jerker; Huhtala, Kalevi

Published in:
33rd Annual European Simulation and Modelling Conference

Published: 01/01/2019

Document Version
Accepted author manuscript

Document License
Publisher rights policy

[Link to publication](#)

Please cite the original version:
Mohan Mishra, K., Saxén, J.-E., Björkqvist, J., & Huhtala, K. (2019). Fault detection of elevator system using profile extraction and deep autoencoder feature extraction. In *33rd Annual European Simulation and Modelling Conference* (pp. 79–83). EUROSIS. <http://urn.fi/URN:NBN:fi-fe2020102788458>

General rights

Copyright and moral rights for the publications made accessible in the public portal are retained by the authors and/or other copyright owners and it is a condition of accessing publications that users recognise and abide by the legal requirements associated with these rights.

Take down policy

If you believe that this document breaches copyright please contact us providing details, and we will remove access to the work immediately and investigate your claim.

FAULT DETECTION OF ELEVATOR SYSTEM USING PROFILE EXTRACTION AND DEEP AUTOENCODER FEATURE EXTRACTION

Krishna Mohan Mishra¹, John-Eric Saxen², Jerker Bjorkqvist², and Kalevi J. Huhtala¹

¹Unit of Automation Technology and Mechanical Engineering, Tampere University, Tampere, Finland

²Department of Information Sciences, Abo Akademi University, Turku, Finland

email: {krishna.mishra, kalevi.huhtala}@tuni.fi

email: {John-Eric.Saxen, jerker.bjorkqvist}@abo.fi

KEYWORDS

Elevator system, deep autoencoder, fault detection, feature extraction, random forest, profile extraction

ABSTRACT

In this paper, we propose a new algorithm for data extraction from time series data, and furthermore automatic calculation of highly informative deep features to be used in fault detection. In data extraction elevator start and stop events are extracted from sensor data, and a generic deep autoencoder model is also developed for automated feature extraction from the extracted profiles. After this, extracted deep features are classified with random forest algorithm for fault detection. Sensor data are labelled as healthy and faulty based on the maintenance actions recorded. The rest of the healthy data are used for validation of the model to prove its efficacy in terms of avoiding false positives. We have achieved nearly 100% accuracy in fault detection along with avoiding false positives based on new extracted deep features, which outperforms results using existing features. Existing features are also classified with random forest to compare results. Our developed algorithm provides better results due to the new deep features extracted from the dataset when compared to existing features. This research will help various predictive maintenance systems to detect false alarms, which will in turn reduce unnecessary visits of service technicians to installation sites.

INTRODUCTION

In recent years, elevator systems have been used more and more extensively in apartments, commercial facilities and office buildings. Nowadays 54% of the world's population lives in urban areas (Desa 2014). Therefore, elevator systems need proper maintenance and safety. Fault diagnosis methods based on deep neural networks (Jia et al. 2016) and convolutional neural networks (Xia et al. 2018) feature extraction methodology are presented as state of the art for rotatory machines similar to elevator systems. Support vector machines (Martínez-Rego et al. 2011) and extreme learning machines (Yang

and Zhang 2016) are also used as fault detection methods for rotatory machines. However, we have developed an intelligent deep autoencoder random forest based feature extraction methodology for fault detection in elevator systems to improve the performance of traditional fault diagnosis methods.

Acceleration profile extraction methods have applied in electric vehicles (Bingham et al. 2012) and horizontal planes (Soyka et al. 2011). Kalman filter (Wang et al. 2015) is one of the methods being used for acceleration profile extraction. However, we have developed an off-line profile extraction algorithm based on low-pass filtering and peak detection to extract elevator start and stop events from sensor data.

Autoencoders were first introduced by LeCun (Fogelman-Soulie et al. 1987), and have been studied for decades. Traditionally, feature learning and dimensionality reduction are the two main features of autoencoders. Recently, autoencoders have been considered one of the most compelling subspace analysis techniques because of the existing theoretical relations between autoencoders and latent variable models. Autoencoders have been used for feature extraction from the data in systems like induction motor (Sun et al. 2016) and wind turbines (Jiang et al. 2018) for fault detection, different from elevator systems as in our research.

In our previous research, raw sensor data, mainly acceleration signals, were used to calculate elevator key performance and ride quality features, which we call here existing features. Random forest was used for fault detection based on these existing features. Existing domain specific features are calculated from raw sensor data, but that requires expert knowledge of the domain and results in a loss of information to some extent. To avoid these implications, we have developed an algorithm for profile extraction from the raw sensor data rides and a generic algorithm with deep autoencoder random forest approach for automated feature extraction from raw sensor data profiles for fault detection in elevator systems. The rest of this paper is organized as follows. The next section presents the methodology of the paper including profile extraction, deep autoencoder and random forest algorithms. This is followed

by section that includes the details of experiments performed, results and discussion. Finally, the last section concludes the paper and presents the future work.

METHODOLOGY

In this study, we have utilised 12 different existing features derived from raw sensor data describing the motion and vibration of an elevator for fault detection and diagnostics of multiple faults. We have developed an automated feature extraction technique for raw sensor data in this research as an extension to the work of our previous research (Mishra et al. 2019) to compare the results using new extracted deep features. We only extract start and stop profiles from the rides because of the different lengths of rides for each floor combination due to the constant speed phase, which is longer when there is longer travel.

Profile extraction algorithm

The algorithm works in two stages. In the first stage, the signal is pre-processed and normalized, followed by low-pass filtering in order to reduce noise spikes. The low-pass filtered signal is used for peak detection, which for each elevator travel detects a local minimum and maximum, corresponding to acceleration and deceleration (start and stop) events.

In the second stage, alignment and collection of equal length profiles is performed based on windowing of the acceleration signal near the peak events. In this stage, the raw acceleration signal is used instead of the filtered signal. A number of time domain alignment methods have been proposed in the literature. Dynamic time warping (DTW) has been commonly applied, e.g. in speech recognition (Di Martino 1985), whereas various alignment techniques for sensor data have been presented in (Rhudy 2014). Here, alignment is performed against a reference profile, which is initialized to the known approximate length of the acceleration and deceleration windows. The reference profile is aligned against the raw data in the window of the detected peaks. The criterion for optimal alignment was defined as the alignment that minimizes the sum of the Euclidean or L_2 norm. The output from this operation is an $n \times m$ matrix of aligned profiles describing n acceleration and deceleration events of length m .

In order to improve the alignment accuracy, the reference profile is updated iteratively following each run. Each sequence in the profile matrix is of the same sample size and closely synchronized in time and can hence be considered a repetition of the same signal. Using signal averaging, the new reference profile is calculated as the mean of the n extracted profiles. This both maintains the main characteristics of the signal and reduces the noise. Assuming white noise and perfect synchronization, signal averaging improves the signal-to-noise

ratio (SNR) by a factor of \sqrt{n} . The reference profile is updated on-line during the alignment stage or in batch mode by multiple iterations through the same dataset. The off-line profile extraction algorithm is described as follows.

Off-line profile extraction algorithm

Pre-processing

1. Read a vector of raw acceleration data containing k elevator travels. Define the zero mean transformed dataset as X .
2. Perform low-pass filtering on X and obtain denoised dataset Y .

Initialization

3. Define parameters for reference profile. Set window length to m samples and height h to the 99th percentile of the low-pass filtered dataset.
4. Set threshold limit t for triggering peak detection as a fraction of h .
5. Define alignment window size a and set $k=1$.

Iteration

6. From $Y(k)$, detect peak acceleration points y_{min} and y_{max} satisfying $abs(y_{min,max}) \geq t$
7. Align reference profile R against raw dataset X in the vicinity of detected peaks by minimizing the L_2 norm according to

$$\min \sum_{i=-a/2}^{a/2} \sum_{j=1}^m [-r_j - x_{\min+i+j}]^2 \quad (1)$$

$$\min \sum_{i=-a/2}^{a/2} \sum_{j=1}^m [r_j - x_{\max+i+j}]^2 \quad (2)$$

8. Add aligned data points from $X(k)$ as rows into an $n \times m$ profile matrix, alternatively separate matrices according to direction of travel (min/max).
9. Set travel window $k=k+1$ and repeat steps 6-8 until end of dataset.
10. Update reference profile with the signal-averaged profile obtained from the column-wise mean of the new profile matrix. Set $k=1$ and continue with new batch iterations by repeating steps 6-9.

Deep autoencoder

We are using a five layer deep autoencoder (see Figure 1) including input, output, encoder, decoder and representation layers, which is a different approach than in (Jiang et al. 2018), (Vincent et al. 2008). In our approach, we first analyze the data to find all floor patterns and then feed the segmented raw sensor data windows in up and down directions separately to the algorithm for profile extraction. Extracted profiles are fed to the deep autoencoder model for extracting new deep features. Lastly, we apply random forest as a classifier for

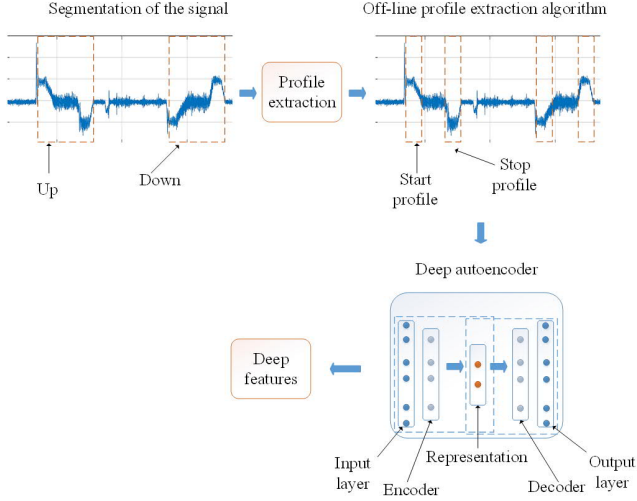


Figure 1: Off-line profile extraction and deep autoencoder feature extraction approach.

fault detection based on new deep features extracted from the profiles.

The encoder transforms the input x into corrupted input data x' using hidden representation H through nonlinear mapping

$$H = f(W_1 x' + b) \quad (3)$$

where $f(\cdot)$ is a nonlinear activation function as the sigmoid function, $W_1 \in R^{k \times m}$ is the weight matrix and $b \in R^k$ the bias vector to be optimized in encoding with k nodes in the hidden layer (Vincent et al. 2008). Then, with parameters $W_2 \in R^{m \times k}$ and $c \in R^m$, the decoder uses nonlinear transformation to map hidden representation H to a reconstructed vector x'' at the output layer

$$x'' = g(W_2 H + c) \quad (4)$$

where $g(\cdot)$ is again nonlinear function (sigmoid function). In this study, the weight matrix is $W_2 = W_1^T$, which is tied weights for better learning performance.

Random forest

The final classification accuracy of random forest is calculated by averaging, i.e. arithmetic mean of the probabilities of assigning classes related to all the produced trees (e). Testing data (d) that is unknown to all the decision trees is used for evaluation by the voting method. Specifically, let sensor data value v_l^e have training sample l^{th} in the arrived leaf node of the decision tree $e \in E$, where $l \in [1, \dots, L_e]$ and the number of training samples is L_e in the current arrived leaf node of decision tree e . The final prediction result is given by (Huynh et al. 2016):

$$\mu = \frac{\sum_{e \in E} \sum_{l \in [1, \dots, L_e]} v_l^e}{\sum_{e \in E} L_e} \quad (5)$$

All classification trees providing a final decision by voting method are given by:

$$H(a) = \arg \max_{y_j} \sum_{i \in [1, 2, \dots, Z]} I(h_i(a) = y_j) \quad (6)$$

where $j = 1, 2, \dots, C$ and the combination model is $H(a)$, the number of training subsets are Z depending on which decision tree model is $h_i(a)$, $i \in [1, 2, \dots, Z]$ while output or labels of the P classes are y_j , $j = 1, 2, \dots, P$ and combined strategy is $I(\cdot)$ defined as:

$$I(x) = \begin{cases} 1, & h_i(a) = y_j \\ 0, & \text{otherwise} \end{cases} \quad (7)$$

where output of the decision tree is $h_i(a)$ and i^{th} class label of the P classes is y_j , $j = 1, 2, \dots, P$.

RESULTS AND DISCUSSION

In this research, we first selected all floor patterns like floor 2-5, 3-8 and so on from the data, some of which are shown in Table 1.

Table 1: Floor patterns.

Start floor	Stop floor
0	1
2	5
3	8
4	6

The next step includes the selection of faulty rides from all floor patterns based on time periods provided by the maintenance data. An equal amount of healthy rides are also selected. Only the vertical component of acceleration data is selected in this research because it is the most informative aspect, consisting of significant changes in vibration levels as compared to other components. Healthy and faulty rides are fed to the algorithm for profile extraction separately. Start and stop profiles are of equal length, irrespective of floor combination.

Up movement

We have analyzed up and down movements separately because the traction based elevator usually produces slightly different levels of vibration in each direction. First, we have selected faulty rides based on time periods provided by the maintenance data, including all floor patterns, which is fed to the algorithm for profile extraction, as shown in Figure 2.

Then we have selected an equal number of rides for healthy data, similar to Figure 2. The next step is to

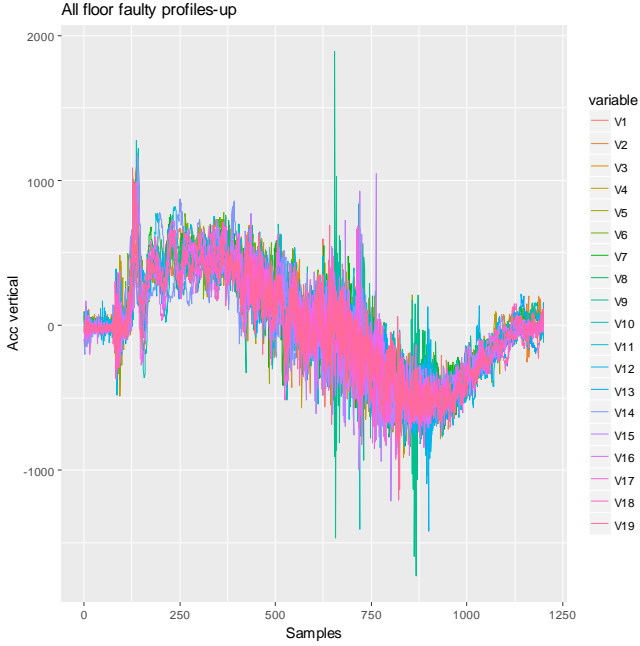


Figure 2: Profiles from faulty rides (Acc represents acceleration signal).

label both the healthy and faulty profiles with class labels 0 and 1 respectively. Healthy and faulty profiles with class labels are fed to the deep autoencoder model and the generated deep features are shown in Figure 3. These are called deep features or latent features in deep autoencoder terminology, which shows hidden representations of the data.

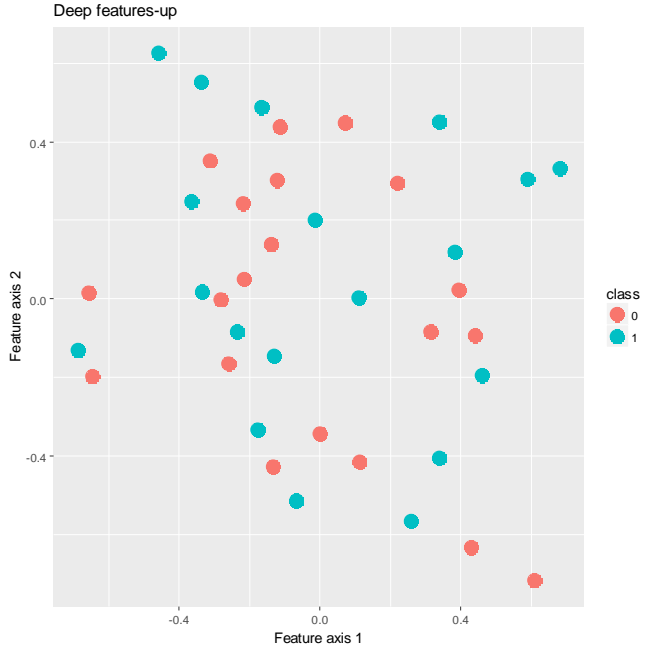


Figure 3: Extracted deep autoencoder features (visualization of the features w.r.t class variable).

Extracted deep features are fed to the random forest algorithm for classification, and the results provide 100% accuracy in fault detection in Table 2. We have compared accuracy in terms of avoiding false positives from both features and found that new deep features generated in this research outperform the existing features. We have used the rest of the healthy rides for extracting profiles to analyze the number of false positives. These healthy profiles are labelled as class 0 and fed to the deep autoencoder to extract new deep features from the profiles.

These new deep features are then classified with the pre-trained deep autoencoder random forest model to test the efficacy of the model in terms of false positives. Table 2 presents the results for upward movement of the elevator in terms of accuracy, sensitivity and specificity. We have also included the accuracy of avoiding false positives as an evaluation parameter for this research. The results show that the new deep features provide better accuracy in terms of fault detection and avoiding false positives from the data, which is helpful in detecting false alarms for elevator predictive maintenance strategies. It is extremely helpful in reducing unnecessary visits by maintenance personnel to installation sites.

Table 2: Fault detection analysis (False positives field related to analyzing rest of the healthy profiles after the training and testing phase).

	Deep features	Existing features
Accuracy	1	0.55
Sensitivity	1	0.33
Specificity	1	0.80
False positives	1	0.48

Down movement

For downward motion, we have repeated the same analysis procedure as in the case of upward motion. Table 3 presents the results for fault detection with deep autoencoder random forest model in the downward direction. The results are similar to the upward direction but we can see significant change in terms of accuracy of fault detection and when analyzing the number of false positives with new deep features.

CONCLUSIONS AND FUTURE WORK

This research focuses on the health monitoring of elevator systems using a novel fault detection technique. The goal of this research was to develop generic models for profile extraction and automated feature extrac-

Table 3: Fault detection analysis.

	Deep features	Existing features
Accuracy	1	0.78
Sensitivity	1	0.60
Specificity	1	1
False positives	0.98	0.66

tion for fault detection in the health state monitoring of elevator systems. Our approach in this research provided nearly 100% accuracy in fault detection and also in the case of analyzing false positives for all floor combinations with new extracted deep features. The results support the goal of this research of developing generic models which can be used in other machine systems for fault detection. Our models outperform others because of new deep features extracted from the dataset as compared to existing features calculated from the same raw sensor dataset. The automated feature extraction approach does not require any prior domain knowledge. It also provides dimensionality reduction and is robust against overfitting characteristics.

In future work, we will extend our approach on more elevators and real-world big data cases to validate its potential for other applications and improve its efficacy.

REFERENCES

- Bingham C.; Walsh C.; and Carroll S., 2012. *Impact of driving characteristics on electric vehicle energy consumption and range*. *IET Intelligent Transport Systems*, 6, no. 1, 29–35.
- Desa, 2014. *World urbanization prospects, the 2011 revision*. *Population Division, Department of Economic and Social Affairs, United Nations Secretariat*.
- Di Martino J., 1985. *Dynamic time warping algorithms for isolated and connected word recognition*. In *New systems and architectures for automatic speech recognition and synthesis*, Springer. 405–418.
- Fogelman-Soulie F.; Robert Y.; and Tchuente M., 1987. *Automata networks in computer science: theory and applications*. Manchester University Press and Princeton University Press.
- Huynh T.; Gao Y.; Kang J.; Wang L.; Zhang P.; Lian J.; and Shen D., 2016. *Estimating CT image from MRI data using structured random forest and auto-context model*. *IEEE transactions on medical imaging*, 35, no. 1, 174.
- Jia F.; Lei Y.; Lin J.; Zhou X.; and Lu N., 2016. *Deep neural networks: A promising tool for fault characteristic mining and intelligent diagnosis of rotating machinery with massive data*. *Mechanical Systems and Signal Processing*, 72, 303–315.
- Jiang G.; Xie P.; He H.; and Yan J., 2018. *Wind turbine fault detection using a denoising autoencoder with temporal information*. *IEEE/ASME Transactions on Mechatronics*, 23, no. 1, 89–100.
- Martínez-Rego D.; Fontenla-Romero O.; and Alonso-Betanzos A., 2011. *Power wind mill fault detection via one-class ν -SVM vibration signal analysis*. In *Neural Networks (IJCNN), The 2011 International Joint Conference on*. IEEE, 511–518.
- Mishra K.M.; Krogerus T.; and Huhtala K., 2019. *Fault detection of elevator systems using deep autoencoder feature extraction*. In *Research Challenges in Information Science (RCIS), 2019 International Conference on*. IEEE, 43–48.
- Rhudy M., 2014. *Time alignment techniques for experimental sensor data*. *Int J Comput Sci Eng Survey*, 5, no. 2, 1–14.
- Soyka F.; Giordano P.R.; Beykirch K.; and Bühlhoff H.H., 2011. *Predicting direction detection thresholds for arbitrary translational acceleration profiles in the horizontal plane*. *Experimental brain research*, 209, no. 1, 95–107.
- Sun W.; Shao S.; Zhao R.; Yan R.; Zhang X.; and Chen X., 2016. *A sparse auto-encoder-based deep neural network approach for induction motor faults classification*. *Measurement*, 89, 171–178.
- Vincent P.; Larochelle H.; Bengio Y.; and Manzagol P.A., 2008. *Extracting and composing robust features with denoising autoencoders*. In *Proceedings of the 25th international conference on Machine learning*. ACM, 1096–1103.
- Wang X.; Wu S.; and Wang K., 2015. *A run-to-run profile control algorithm for improving the flatness of nano-scale products*. *IEEE Transactions on Automation Science and Engineering*, 12, no. 1, 192–203.
- Xia M.; Li T.; Xu L.; Liu L.; and de Silva C.W., 2018. *Fault Diagnosis for Rotating Machinery Using Multiple Sensors and Convolutional Neural Networks*. *IEEE/ASME Transactions on Mechatronics*, 23, no. 1, 101–110.
- Yang Z.X. and Zhang P.B., 2016. *ELM Meets RAE-ELM: A hybrid intelligent model for multiple fault diagnosis and remaining useful life predication of rotating machinery*. In *Neural Networks (IJCNN), 2016 International Joint Conference on*. IEEE, 2321–2328.